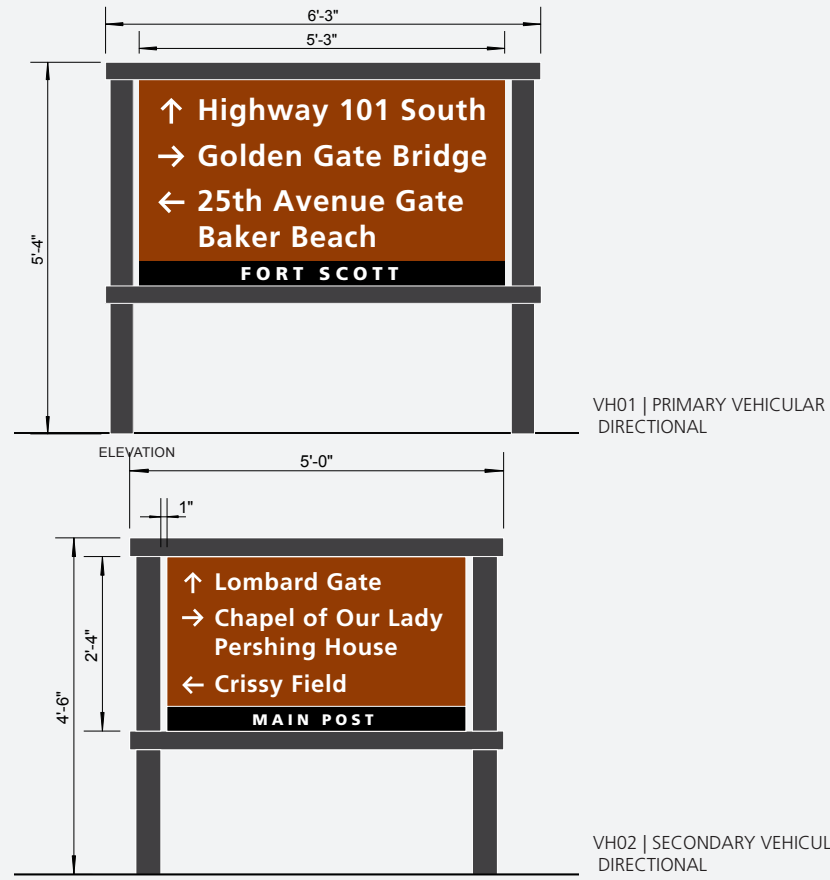


**VH01** PRIMARY VEHICULAR DIRECTIONAL

**VH02** SECONDARY VEHICULAR DIRECTIONAL

Single Sided  
Double Sided

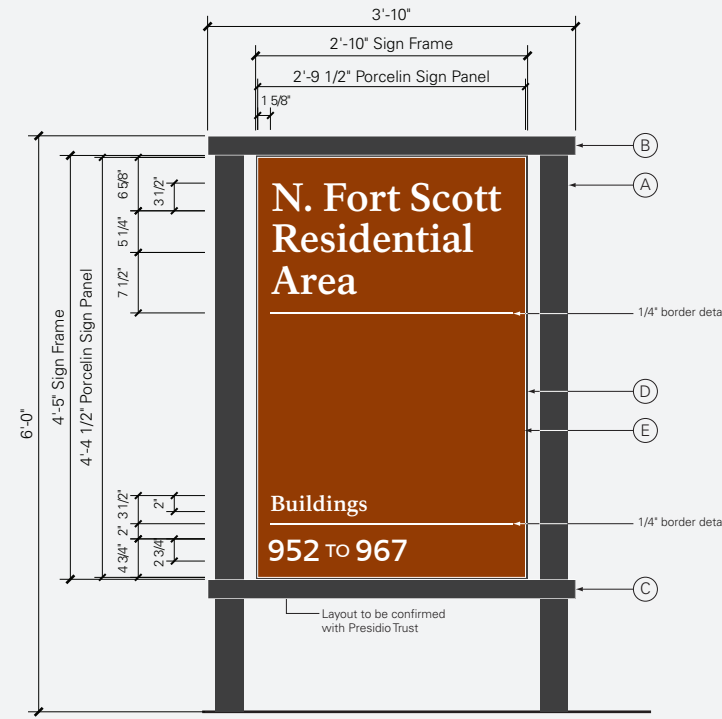


VH01 | PRIMARY VEHICULAR DIRECTIONAL

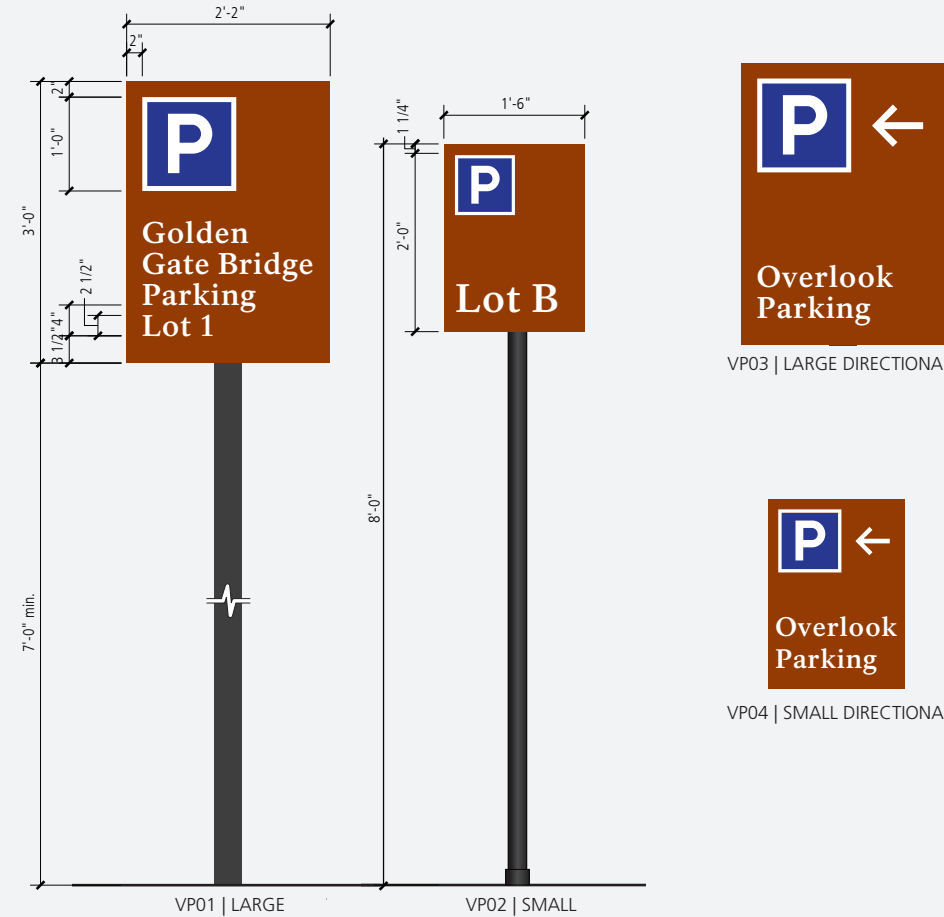
VH02 | SECONDARY VEHICULAR DIRECTIONAL

**RA01** RESIDENTIAL AREA & NEIGHBORHOOD ID

Single Sided  
Double Sided



**SS01** SLOW STREETS



**VP01** PARKING ID *LARGE*

**VP02** PARKING ID *SMALL*

**VP03** PARKING ID *LARGE DIRECTIONAL*

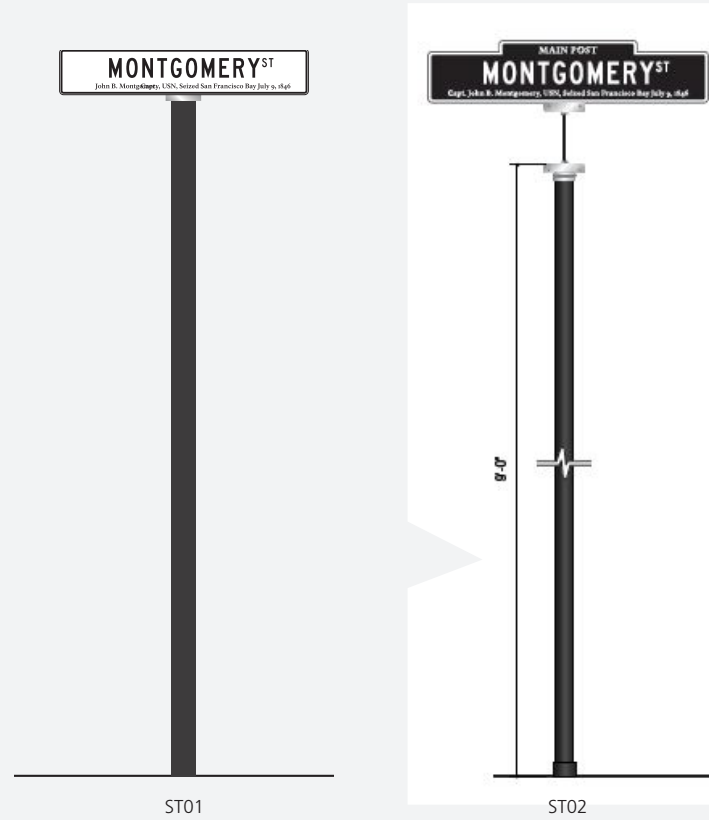
**VP04** PARKING ID *SMALL DIRECTIONAL*

Single Sided  
Double Sided

**ST01** STREET SIGN

**ST02** STREET SIGN  
*SPECIAL DISTRICT*

Please see Section 2D.43 of the CA MUTCD CA -- D3-1a Street Name sign



**GW01** GATEWAY MONUMENT

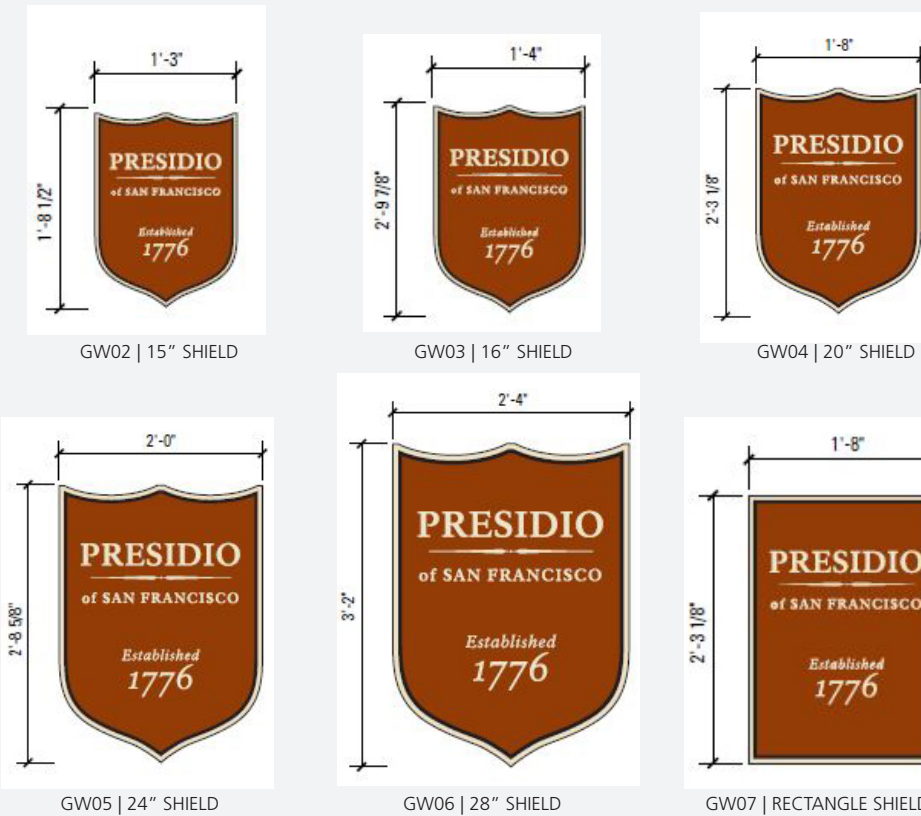
Single Sided  
Double Sided



**BG01** BIKE GUIDES  
*DECISION*

**BG02** BIKE GUIDES  
*CONFIRMATION*

**BG03** BIKE GUIDES  
*TURN*



**GW02** GATEWAY  
*15" SHIELD*

**GW03** GATEWAY  
*16" SHIELD*

**GW04** GATEWAY  
*20" SHIELD*

**GW05** GATEWAY  
*24" SHIELD*

**GW06** GATEWAY  
*28" SHIELD*

**GW07** GATEWAY  
*RECTANGLE SHIELD*

**KI01** KIOSK 4-SIDED  
[PRIOR DESIGN]

**KI02** KIOSK 2-SIDED  
[PRIOR DESIGN]



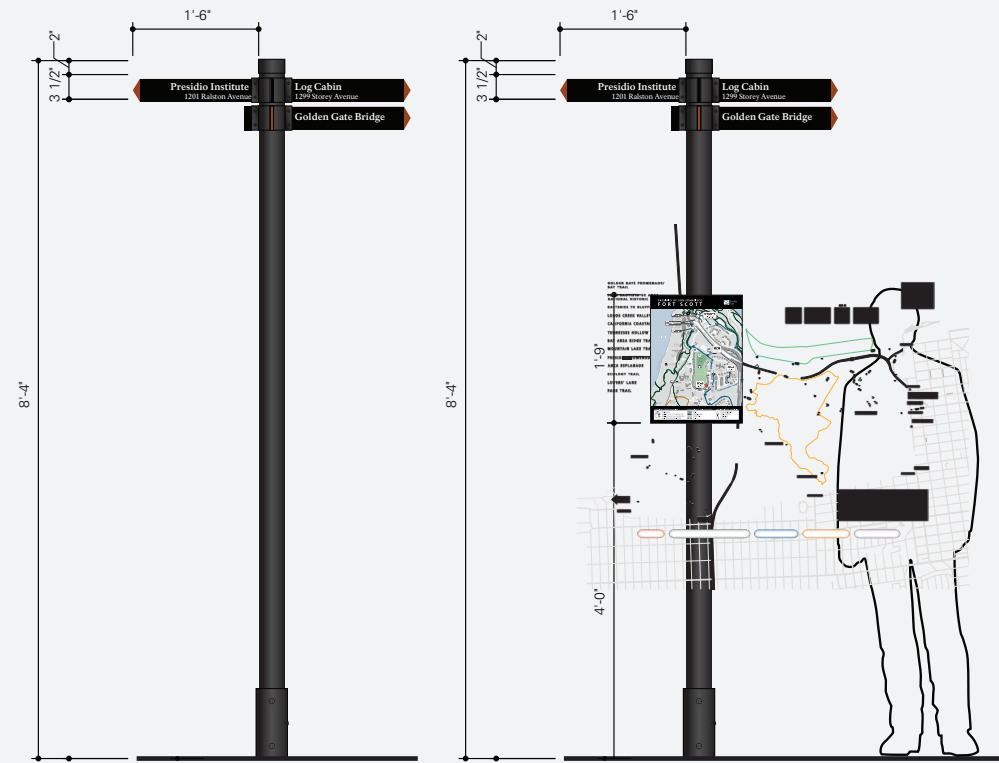
KI01 | KIOSK 4-SIDED

**DISCONTINUED**



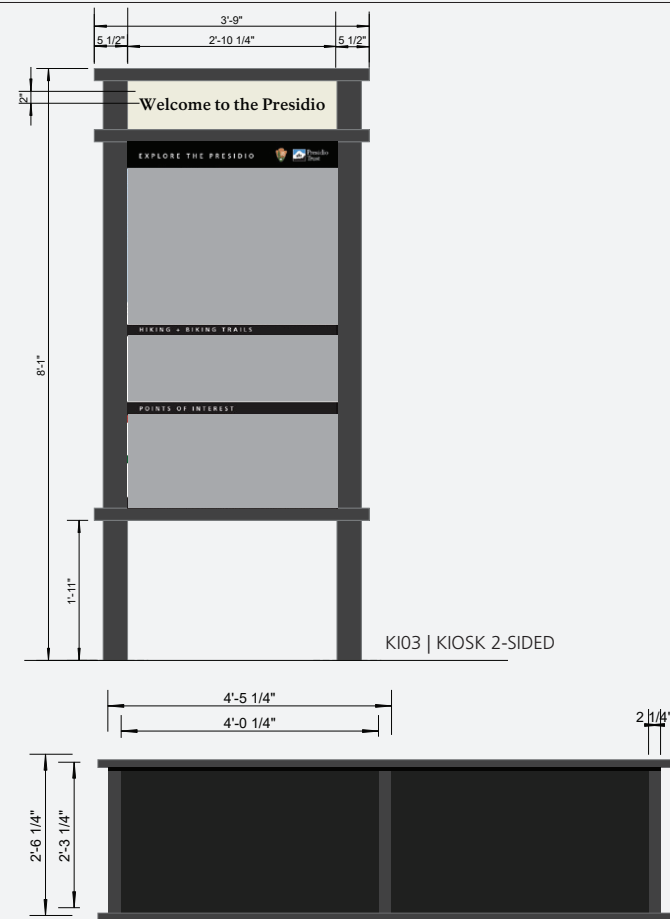
KI02 | KIOSK 2-SIDED

**FP01** FINGERPOST



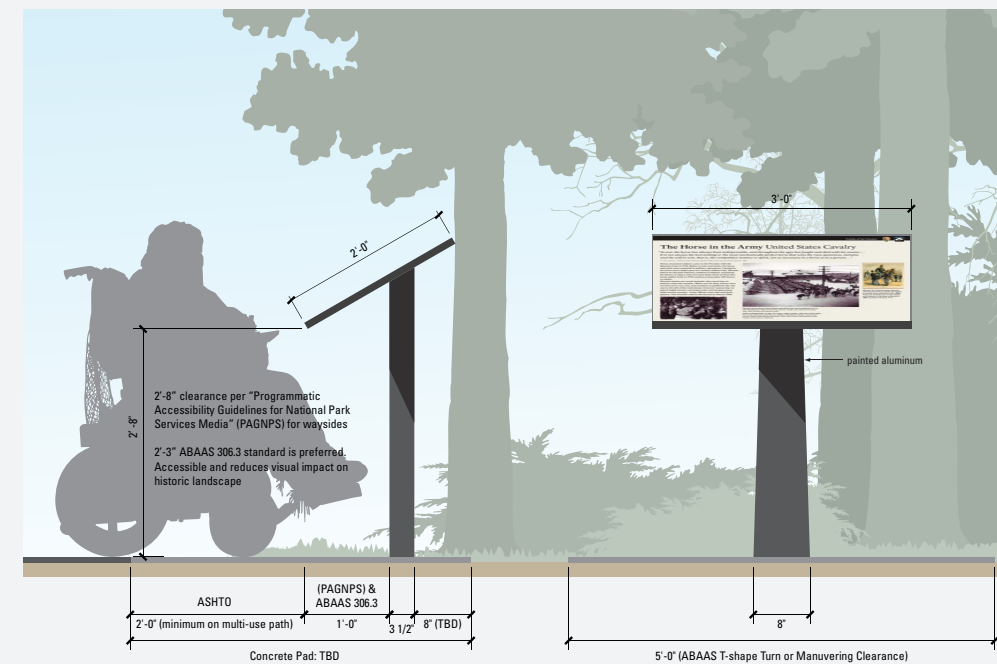
**KI03** KIOSK 1- OR 2-SIDED  
[NEW DESIGN]

**KI04** KIOSK DIGITAL  
DISPLAY  
[WALL-MOUNTED]



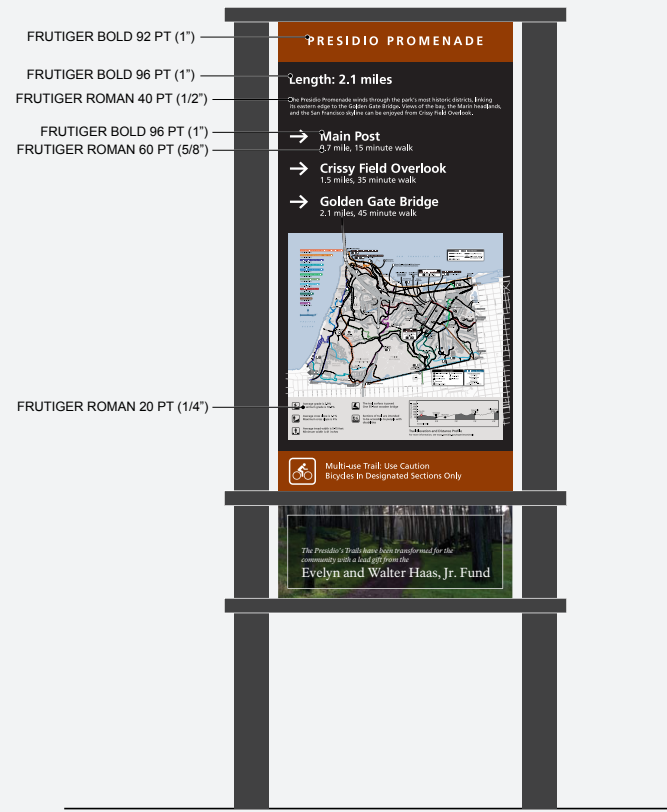
KI04 | KIOSK DIGITAL DISPLAY WALL-MOUNTED

**IN01** INTERPRETIVE  
WAYSIDES



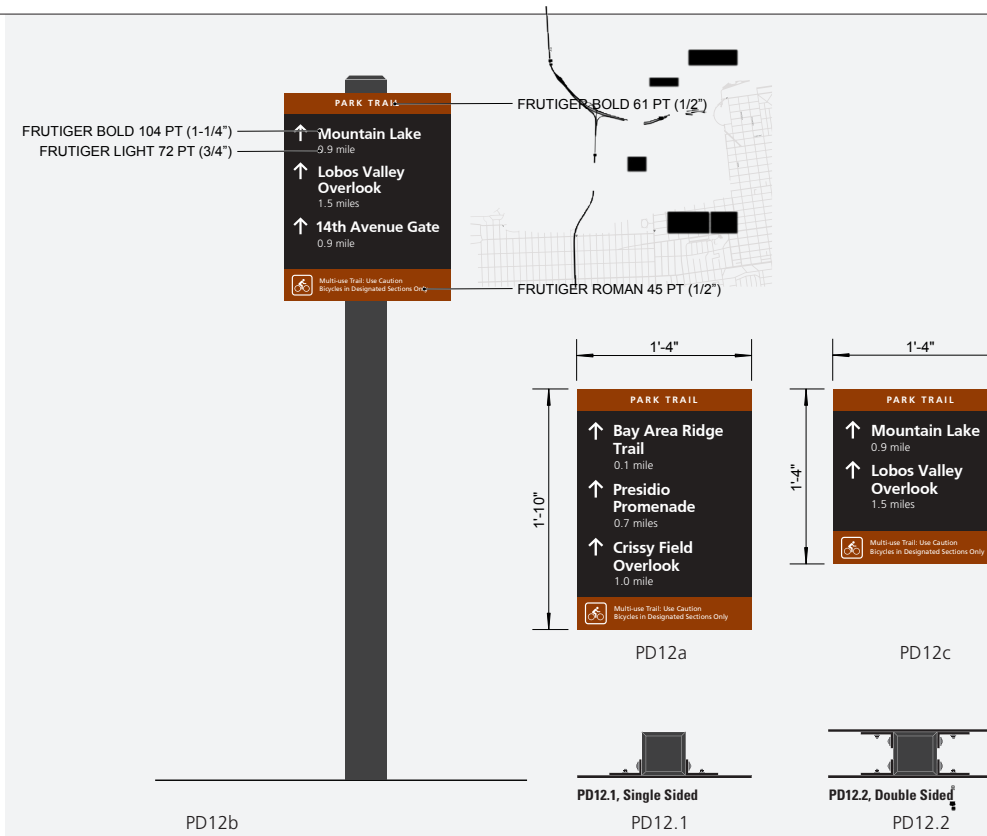
**PD01** TRAILHEAD MAP & ORIENTATION

Single Sided  
Double Sided



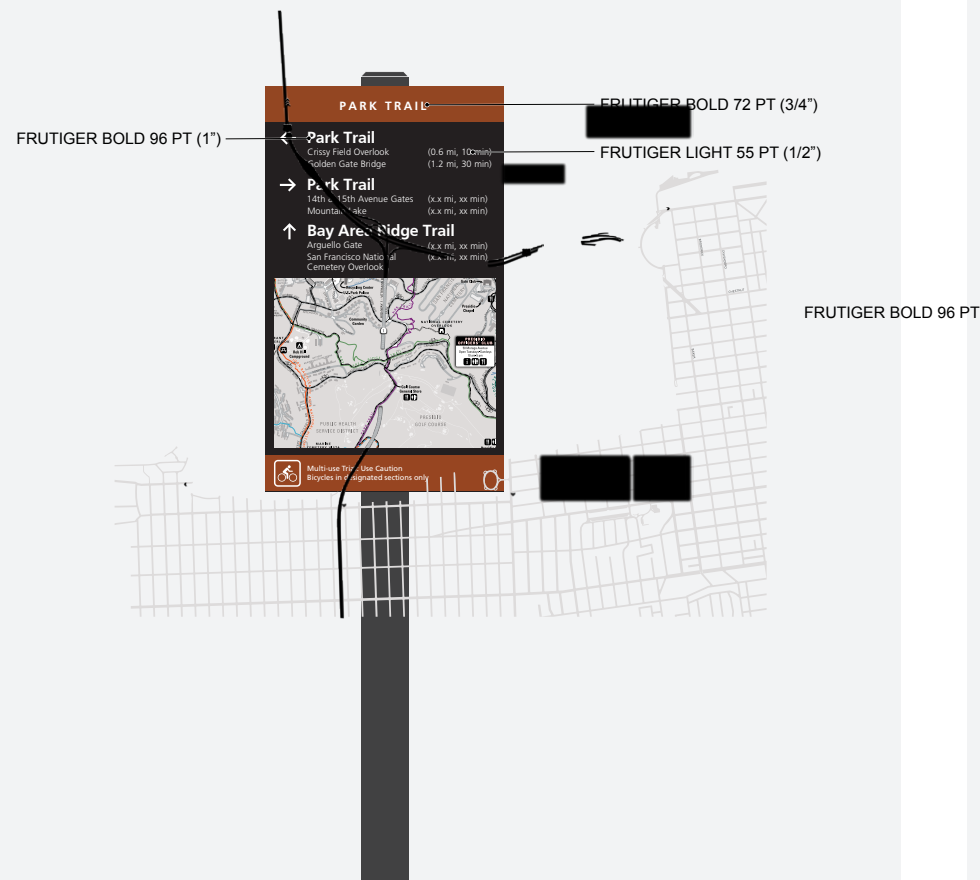
**PD03** TRAIL DIRECTIONAL

Single Sided  
Double Sided



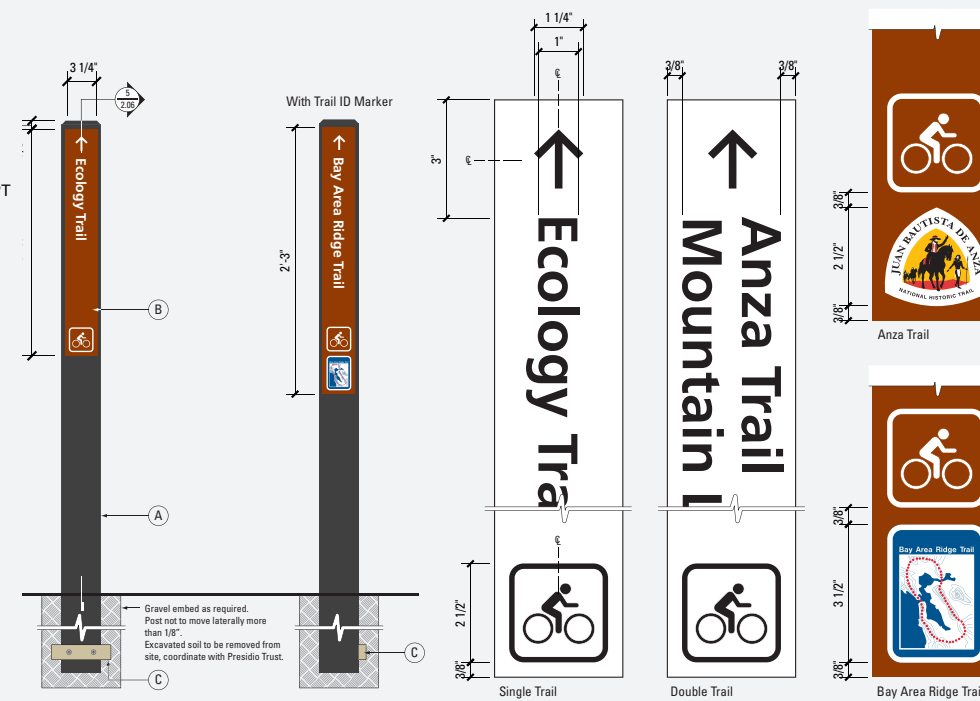
**PD02** TRAIL ORIENTATION MAP

Single Sided  
Double Sided

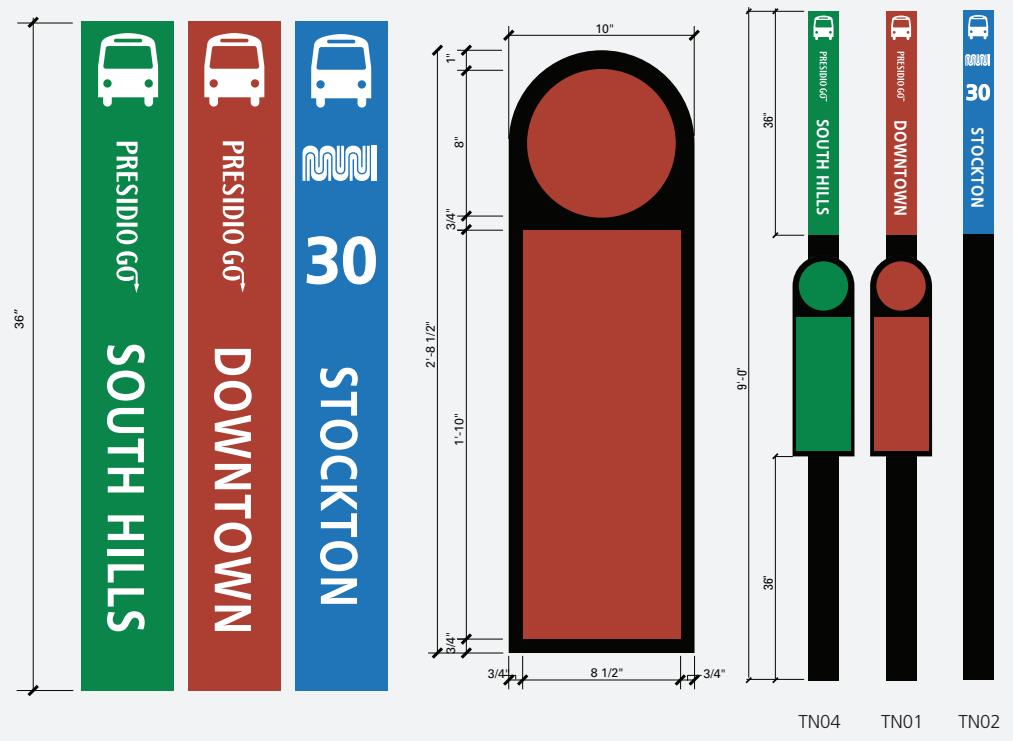


**PD04** TRAIL BLAZE


1-4 Sided



- TN01 BUS STOP POST  
DOWNTOWN ROUTE
- TN02 BUS STOP POST  
MUNI
- TN03 ~~BUS STOP POST~~  
~~CRISSY FIELD ROUTE~~
- TN04 BUS STOP POST  
SOUTH HILLS ROUTE



TN07



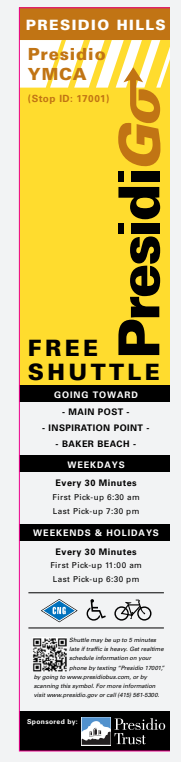
TN08

- TN07 FLAG
- TN08

- TN05 TRANSIT STICKER
- TN06 TRANSIT STICKER



TN05



TN06

- TN09 SIDEWALK DIRECTIONAL  
ALUMIGRAPHICS
- TN10 SIDEWALK BUS STOP  
ALUMIGRAPHICS








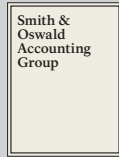





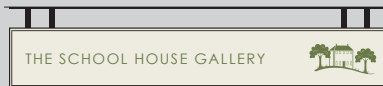



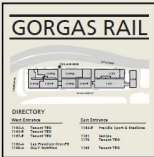
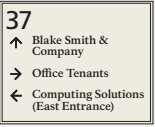

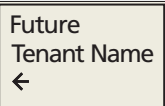









TN09 | DIRECTIONAL  
ALUMIGRAPHICS


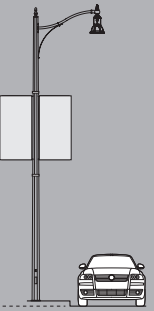
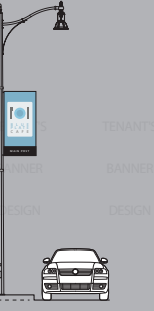









TN10 | BUS STOP  
ALUMIGRAPHICS

TENANT IDENTITY & WAYFINDING SIGNAGE

TEMPORARY SIGNAGE

BUILDING ID	T101 T102	FREESTANDING BUILDING ID  Every non-residential building will have either one large or one small freestanding building ID sign depending on building size. To qualify for a business name on a sign, a tenant must occupy at least 1/3 of the building and/or be a public-serving tenant. The freestanding sign will be located at the building's main entrance.	 T101   SINGLE TENANT LARGE  MULTI-TENANT LARGE Single Sided Double Sided
			 T102   SINGLE TENANT SMALL  MULTI-TENANT SMALL
TENANT ID	T103 TL01 TL02	WALL-MOUNTED TENANT ID  Only public-serving tenants may put logos on their signs. Office tenants may use their business name only.	<b>OFFICE TENANTS</b>  T103   OFFICE TENANT ID SIGN 
			<b>PUBLIC-SERVING TENANTS</b>  TL01   TENANT LOGO SIGN*   TL02   CRISSY FIELD TENANT LOGO SIGN*   TL03   WAREHOUSE TENANT LOGO SIGN*
	TL03 TL04	EYEBROW SIGN  Eyebrow signs are permitted for public-serving tenants located in buildings with front porches. Eyebrow signs are customized based on building size and column widths.	N/A   TL04   EYEBROW SIGN LARGE*  TL05   EYEBROW SIGN SMALL*
	TL05	BLADE SIGN  Blade signs are permitted for public-serving tenants. A blade sign may be used in lieu of an eyebrow sign, but a tenant may not have both an eyebrow sign and a blade sign.	N/A   TL05   BLADE SIGN* In lieu of eyebrow sign.
MULTI-TENANT WAYFINDING	TW01 TW02	FREESTANDING TENANT WAYFINDING  TENANT DIRECTORY MAP	 TW01   FREESTANDING TENANT WAYFINDING Single Sided Double Sided   TW02   TENANT DIRECTORY MAP Permitted only as needed in cases where buildings are not visible from a main road.
	TD01- TD05	WALL-MOUNTED DIRECTIONAL SIGN  Permitted only as needed in cases where main entry doors are not visible from a public thoroughfare.	 TD01   DIRECTIONAL LARGE  TD02   DIRECTIONAL SMALL  TD03   CRISSY FIELD DIRECTIONAL LARGE  TD04   CRISSY FIELD DIRECTIONAL MEDIUM  TD05   CRISSY FIELD DIRECTIONAL SMALL
	BN01- BN05	BUILDING NUMBER SIGN  For emergency response, all buildings will be furnished with building number signs.	Please see Appendix B, p.122 and Appendix D.  BN01   LARGE  BN02   SMALL  BN03   36'-50' FROM STREET  BN04   50'-100' FROM STREET  BN05   CRISSY FIELD LARGE  BN06   CRISSY FIELD MEDIUM  BN07   CRISSY FIELD SMALL

	 TB01   SPECIAL EVENTS BANNER TEMPORARY BUILDING-MOUNTED BANNER <b>TB01</b>  For public-serving tenants only. Maximum area is 52 square feet.
	 SB01   TENANT LEASABLE  SB02   TENANT RESERVED STREETLIGHT BANNERS <b>SB01-SB04</b>  Minimum of 12 feet clearance from ground; 8 feet clearance from ground for pedestrian-scaled streetlights. All banners must double-sided. Tenant Leasable streetlight banners must be double banners on a pole; Tenant Reserved streetlight banners must be single banners on a pole.
	 SB03   TENANT RESERVED (PEDESTRIAN-SCALED STREETLIGHTS)  SB04   CRISSY FIELD & GORGAS TENANT ID BANNER WINDMASTERS <b>WM01</b>  For public-serving tenants only. To be placed outside only during business hours. Placement of windmasters in outdoor areas must not block sidewalks, obscure motorists views at intersections, or interfere with lawn or landscape maintenance.
	 CONSTRUCTION SIGNS <b>CS01</b>  The maximum size of the sign should be 48" x 72". Signs should be installed on temporary fencing if possible.
	 CL01   TEMPORARY BANNER  CL03   EXISTING FREESTANDING BUILDING ID COMMERCIAL LEASING SIGNS <b>CL01-CL04</b>  For initial establishment of rehabilitated buildings for lease and turnover leases.
	 CL02   SHUTTLE ADS  CL04   MULTI-TENANT PEDESTAL SIGN

\*MAXIMUM TOTAL NUMBER OF SIGNS WITH LOGOS ALLOWED PER BUILDING: 4 SIGNS

TENANT SIGNAGE & TEMPORARY SIGNAGE